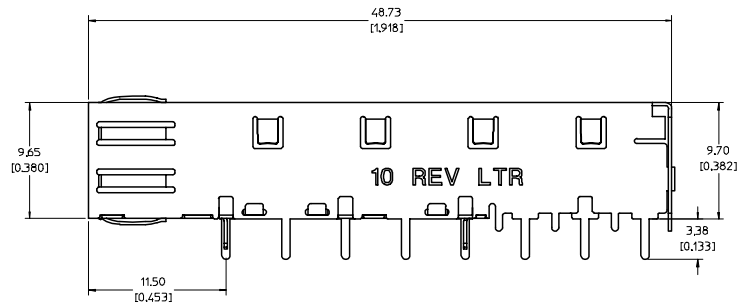
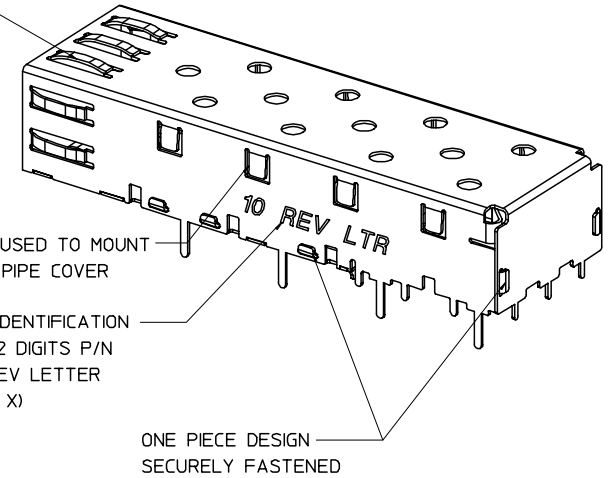


SPRING FINGER GASKET WITH TWO POINTS OF CONTACT. COMPLIES WITH (SFP) MSA BOARD AND BEZEL LOCATIONS.

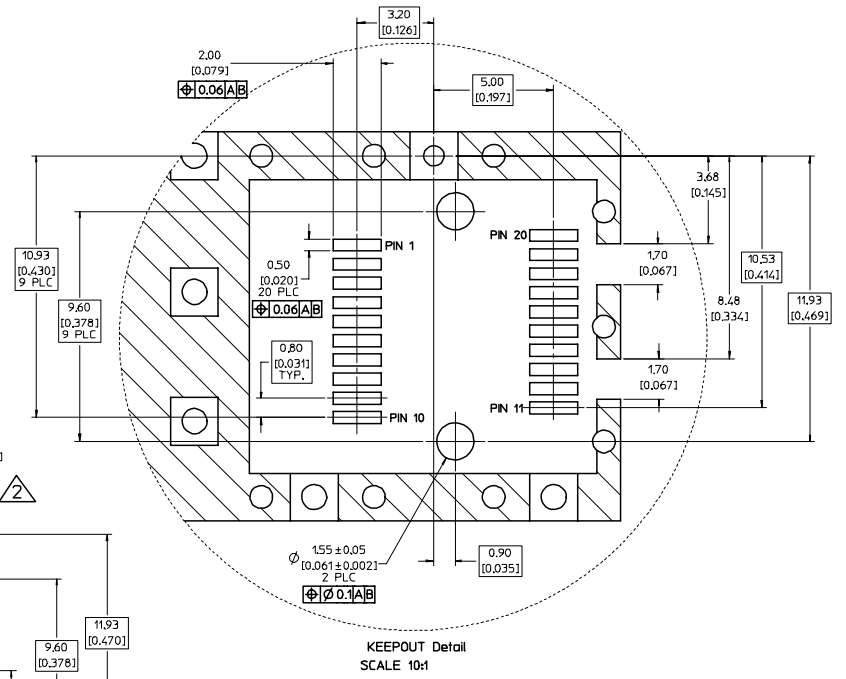
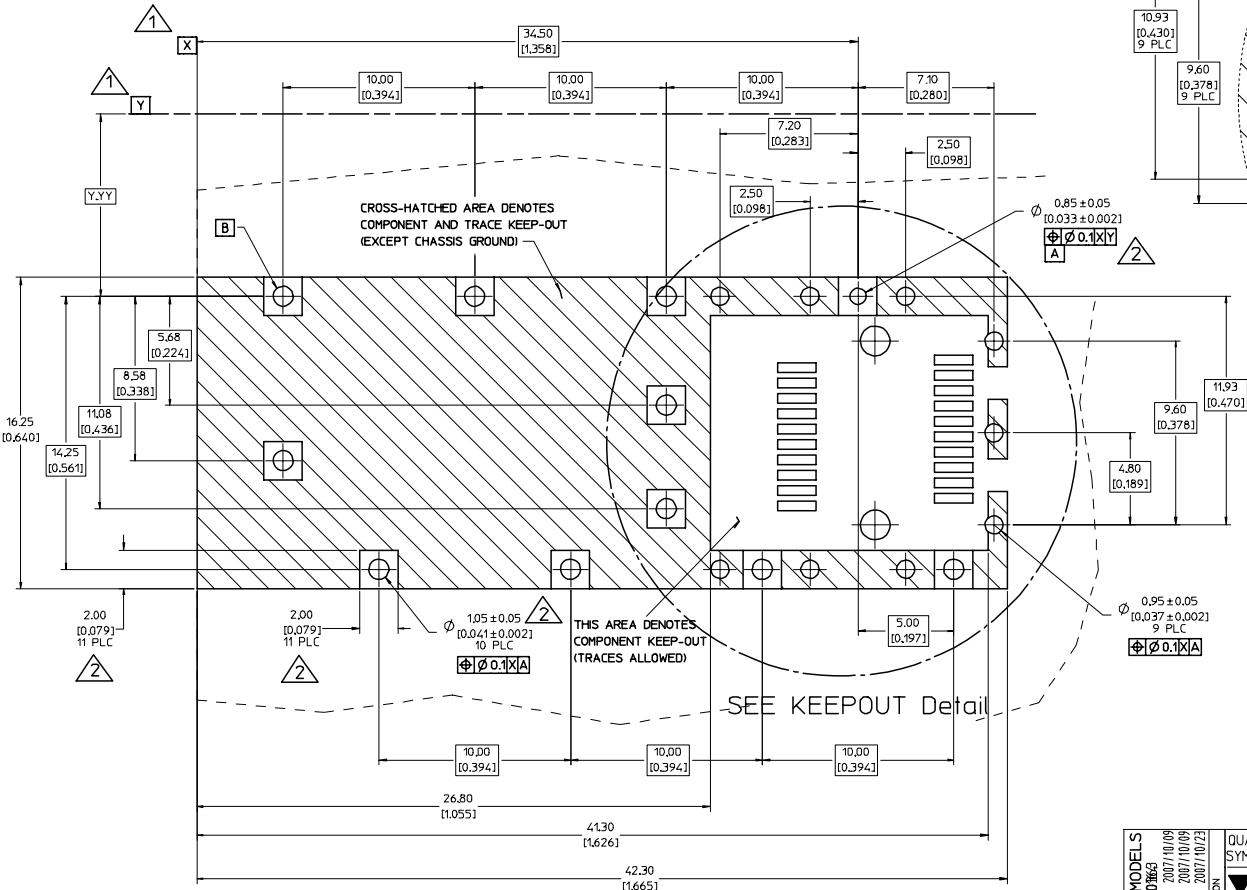


NOTES:

- THIS CAGE IS FOR SINGLE SIDED USE ONLY.
- CAN BE USED WITH THE FOLLOWING LIGHT PIPE PART NUMBERS:
 747260001 - LIGHT PIPE FROM BACK TO TOP
 (REFER TO DOCUMENT SD-74726-001)
 747260002 - LIGHT PIPE FROM SIDE TO TOP
 (REFER TO DOCUMENT SD-74726-002)
- MATERIAL: COPPER ALLOY
 PLATING: PRE-PLATED WITH NICKEL
- THIS PART MEETS THE RESTRICTION OF HAZARDOUS SUBSTANCES IN ELECTRICAL AND ELECTRONIC EQUIPMENT (ROHS) DIRECTIVE (2002/95/EC).

UPDATED 3D MODELS EC NO: USY2008-0863 2007/10/09 DRAWN BY: C CHECKED BY: C APPROVED BY: C APPROXIMATE DATE: 2007/10/23 REV DESCRIPTION	QUALITY SYMBOLS ▽=0 ▽=0		GENERAL TOLERANCES (UNLESS SPECIFIED) <table border="1"> <tr> <th></th> <th>mm</th> <th>INCH</th> </tr> <tr> <td>4 PLACES</td> <td>± .005</td> <td>± .0005</td> </tr> <tr> <td>3 PLACES</td> <td>± .01</td> <td>± .001</td> </tr> <tr> <td>2 PLACES</td> <td>± 0.13</td> <td>± .01</td> </tr> <tr> <td>1 PLACE</td> <td>± 0.25</td> <td>± .01</td> </tr> <tr> <td colspan="3">ANGULAR ± 1 °</td> </tr> </table>			mm	INCH	4 PLACES	± .005	± .0005	3 PLACES	± .01	± .001	2 PLACES	± 0.13	± .01	1 PLACE	± 0.25	± .01	ANGULAR ± 1 °			DIMENSION STYLE MM/IN		SCALE 5:1	DESIGN UNITS METRIC	THIRD ANGLE PROJECTION
		mm	INCH																								
	4 PLACES	± .005	± .0005																								
	3 PLACES	± .01	± .001																								
2 PLACES	± 0.13	± .01																									
1 PLACE	± 0.25	± .01																									
ANGULAR ± 1 °																											
DRAFT WHERE APPLICABLE MUST REMAIN WITHIN DIMENSIONS			DRAWN BY: C DATE: 2007/01/22 CHECKED BY: RMAHMOOD DATE: 2007/01/22 APPROVED BY: RMAHMOOD DATE: 2007/01/22		TITLE SFP ONE PIECE CAGE W/SPRING FINGERS SOLDER POSTS																						
			MATERIAL NO: 747370010		DOCUMENT NO: SD-74737-010		SHEET NO: 1 OF 4																				
			THIS DRAWING CONTAINS INFORMATION THAT IS PROPRIETARY TO MOLEX INCORPORATED AND SHOULD NOT BE USED WITHOUT WRITTEN PERMISSION																								

- 1 DATUM AND BASIC DIMENSIONS ESTABLISHED BY CUSTOMER.
- 2 PADS AND VIAS ARE CHASSIS GROUND.
- 3 HOLE LAYOUT SHOWN IS FOR SINGLE SIDED MOUNTING ONLY.
4. CONNECTOR PAD LAYOUT PER SFP MSA, WILL ACCOMMODATE MOLEX CONNECTOR SERIES 74441 OR EQUIVALENT.



UPDATED 3D MODELS EC NO: USY2008-0063 DRAWN BY: CDRANKCOX CHECKED: 2007/10/09 APPROVED: 2007/10/23	QUALITY SYMBOLS	GENERAL TOLERANCES (UNLESS SPECIFIED)	DIMENSION STYLE	SCALE	DESIGN UNITS	THIRD ANGLE PROJECTION												
	$\nabla=0$ $\nabla=0$	<table border="1"> <tr><th>mm</th><th>INCH</th></tr> <tr><td>4 PLACES ± ---</td><td>± ---</td></tr> <tr><td>3 PLACES ± ---</td><td>± .005</td></tr> <tr><td>2 PLACES ± 0.13</td><td>± .01</td></tr> <tr><td>1 PLACE ± 0.25</td><td>± ---</td></tr> <tr><td colspan="2">ANGULAR ± 1 °</td></tr> </table>	mm	INCH	4 PLACES ± ---	± ---	3 PLACES ± ---	± .005	2 PLACES ± 0.13	± .01	1 PLACE ± 0.25	± ---	ANGULAR ± 1 °		MM/IN	8:1	METRIC	<input checked="" type="checkbox"/> THIRD ANGLE PROJECTION
	mm	INCH																
	4 PLACES ± ---	± ---																
3 PLACES ± ---	± .005																	
2 PLACES ± 0.13	± .01																	
1 PLACE ± 0.25	± ---																	
ANGULAR ± 1 °																		
DESCRIPTION	<table border="1"> <tr><td>DRAWN BY</td><td>DATE</td></tr> <tr><td>CHECKED BY</td><td>DATE</td></tr> <tr><td>APPROVED BY</td><td>DATE</td></tr> </table>	DRAWN BY	DATE	CHECKED BY	DATE	APPROVED BY	DATE	<table border="1"> <tr><td>DRAWN BY</td><td>DATE</td></tr> <tr><td>CHECKED BY</td><td>DATE</td></tr> <tr><td>APPROVED BY</td><td>DATE</td></tr> </table>	DRAWN BY	DATE	CHECKED BY	DATE	APPROVED BY	DATE	TITLE	SFP ONE PIECE CAGE W/SPRING FINGERS SOLDER POSTS		
DRAWN BY	DATE																	
CHECKED BY	DATE																	
APPROVED BY	DATE																	
DRAWN BY	DATE																	
CHECKED BY	DATE																	
APPROVED BY	DATE																	
REV	MATERIAL NO.	DOCUMENT NO.	SIZE	MOLEX INCORPORATED THIS DRAWING CONTAINS INFORMATION THAT IS PROPRIETARY TO MOLEX INCORPORATED AND SHOULD NOT BE USED WITHOUT WRITTEN PERMISSION														

20 19 18 17 16 15 14 13 12 11 10 9 8 7 6 5 4 3 2 1

M

L

K

J

I

H

G

F

E

D

C

B

A

M

L

K

J

I

H

G

F

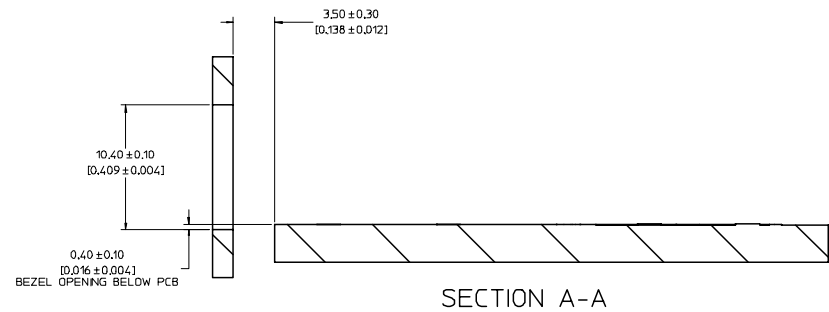
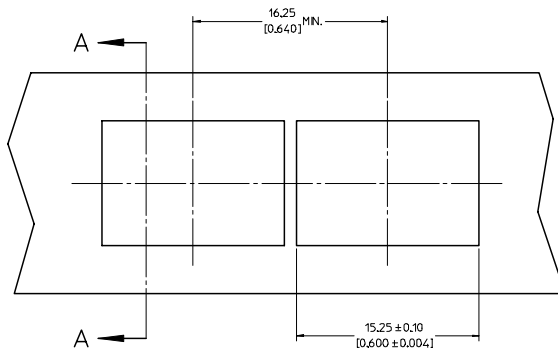
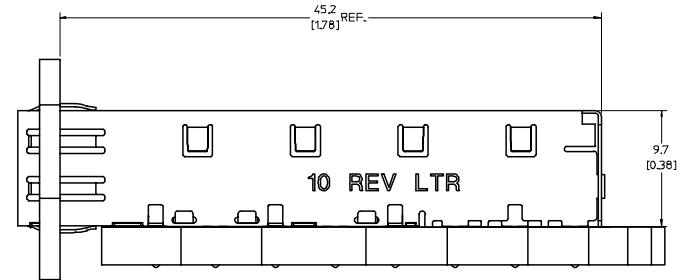
E

D

C

B

A



UPDATED 3D MODELS EC NO: USY2008-0863 DRAWN BY: C COX CHECKED BY: R MAHMOOD APPROVED BY: R MAHMOOD DATE: 2007/10/09 DATE: 2007/10/09 DATE: 2007/10/23	QUALITY SYMBOLS	GENERAL TOLERANCES (UNLESS SPECIFIED)	DIMENSION STYLE	SCALE	DESIGN UNITS	THIRD ANGLE PROJECTION
	▽=0 ▽=0	mm INCH 4 PLACES ± --- ± --- 3 PLACES ± --- ± .005 2 PLACES ± 0.13 ± .01 1 PLACE ± 0.25 ± --- ANGULAR ± 1 °	MM/IN	5:1	METRIC	TITLE: SFP ONE PIECE CAGE W/SPRING FINGERS SOLDER POSTS MOLEX INCORPORATED
	DRAFT WHERE APPLICABLE MUST REMAIN WITHIN DIMENSIONS	MATERIAL NO: 747370010 DOCUMENT NO: SD-74737-010	DRAWN BY: C COX CHECKED BY: R MAHMOOD APPROVED BY: R MAHMOOD DATE: 2007/01/22 DATE: 2007/01/22 DATE: 2007/01/22	THIS DRAWING CONTAINS INFORMATION THAT IS PROPRIETARY TO MOLEX INCORPORATED AND SHOULD NOT BE USED WITHOUT WRITTEN PERMISSION	SHEET NO: 3 OF 4	

19 18 17 16 15 14 13 12 11 10 9 8 7 6 5 4 3 2 1

M
L
K
J
I
H
G
F
E
D
C
B
A

DATE	REV	CHANGES
2007/01/17	A	INITIAL RELEASE
2007/01/24	B	[1] ON SHT1 ADDED TEXT TO ISO VIEW & SIDE VIEW, [2] ON SHT3 DELETED BEZ FRONT VIEW
2007/04/25	C	[1] ADDED REV SHEET, [2] UPDATED REV SHEET NOTES A-B, [3] UPDATED DRAWING TO REFLECT CHG'S MADE TO EM-74737-010-ASSY REV C, [4] ON SHT1 ROTATED BTM VIEW 180 DEGREES.

M
L
K
J
I
H
G
F
E
D
C
B
A

UPDATED 3D MODELS EC NO: USY2008-0963 DRAWN BY: CCOR CHKD: RMAHMOOD APPROVED: RMAHMOOD DATE: 2007/10/09 DATE: 2007/10/09 DATE: 2007/10/23	QUALITY SYMBOLS	GENERAL TOLERANCES (UNLESS SPECIFIED)	DIMENSION STYLE	SCALE	DESIGN UNITS	THIRD ANGLE PROJECTION
	▽=0 ▽=0	mm INCH 4 PLACES ± --- ± --- 3 PLACES ± --- ± .005 2 PLACES ± 0.13 ± .01 1 PLACE ± 0.25 ± --- ANGULAR ± 1 °	MM/IN DRAWN BY: CCOR DATE: 2007/01/22 CHECKED BY: RMAHMOOD DATE: 2007/01/22 APPROVED BY: RMAHMOOD DATE: 2007/01/22	1:1	METRIC	THIRD ANGLE PROJECTION SFP ONE PIECE CAGE W/SPRING FINGERS SOLDER POSTS
	DRAFT WHERE APPLICABLE MUST REMAIN WITHIN DIMENSIONS	MATERIAL NO: 747370010	DOCUMENT NO: SD-74737-010	SHEET NO: 4 OF 4	MOLEX INCORPORATED THIS DRAWING CONTAINS INFORMATION THAT IS PROPRIETARY TO MOLEX INCORPORATED AND SHOULD NOT BE USED WITHOUT WRITTEN PERMISSION	